

Relation between dengue and climate trends in the Northwest of Mexico

Díaz-Castro, S., Moreno-Legorreta, M., Ortega-Rubio, A. and Serrano-Pinto, V.*

Centro de Investigaciones Biológicas del Noroeste, La Paz, B.C.S. Mexico

*Corresponding author e-mail: vserrano04@cibnor.mx

Received 30 June 2016; received in revised form 30 August 2016; accepted 5 September 2016

Abstract. Dengue is native to tropical areas. It has expanded into temperate and arid zones in Mexico. Due to climate change, it is urgent to study the behavior of this disease in northwestern Mexico. Incidence of dengue fever and monthly maximum and minimum temperature and rainfall were obtained for 1990–2013 for the State of Baja California Sur. The relation between monthly and seasonal climate data with dengue records was analyzed by Pearson's correlation. The analysis shows that the minimum temperature has increased and the climate factor significantly correlates with dengue. Temperature variations have decreased. In this state, incidence of dengue cases directly correlates with minimum monthly temperature. It is expected that, as minimum temperatures increase to the end of this century, it will likely lead to increasing incidence of dengue. Preventive actions are recommended.

INTRODUCTION

A major implication of climate change is the health of human populations (Patz *et al.*, 2005). To understand, prevent, and find potential solutions to health effects of climate change on a specific disease, a deeper understanding on the relationship among factors between climate and diseases is necessary (Epstein, 2005). It is also necessary to understand the changes that is occurring in each region (Fuller *et al.*, 2009; Hii *et al.*, 2009; Lambrechts *et al.*, 2010). Many studies relate climate to disease, especially those diseases transmitted by mosquitoes (Rogers & Randolph, 2000; Small *et al.*, 2003, EBI *et al.*, 2005).

One vector-borne infectious disease most widely distributed around the world is dengue, mainly in tropical regions, reaching numbers exceeding 400 million cases a year (Bhatt *et al.*, 2013). Since the 1970s, dengue is present throughout Latin America including Mexico, where large outbreaks have occurred in recent years (Guzmán *et al.*, 2006).

The dengue virus (DENV) is transmitted by the female mosquitoes, mainly *Aedes aegypti* (Linnaeus, 1762) and *Ae. albopictus* (Skuse, 1894) (Fernández, 2009). Four serotypes of the virus cause dengue fever, dengue hemorrhagic fever, and dengue shock syndrome (Chiparelli y Schelotto, 2002). Both mosquito species are vectors of dengue fever and yellow fever (Kettle, 1984; Harwood y James 1993). *Ae. aegypti* is also the vector of chikungunya fever (Yanola *et al.*, 2011) and the Zika virus (Hayes, 2009).

Weather has a direct impact on mosquito populations (Gubler *et al.*, 2001), several studies have shown the potential associations that variables in climate plays a significant role with this disease (Thai & Anders, 2011). Temperature impacts vector development, behavior, particularly fertility and mortality rates (Christophers, 1960; Rueda *et al.*, 1990; Tun-Lin *et al.*, 2000). Temperature also affects DENV replication rate (Watts *et al.*, 1987).

Rainfall creates additional habitats for mosquito larval and pupal development (Morin *et al.*, 2013), especially when temperature is high. Other environmental

elements – soil and cultivation, economic quality of residential areas, forest cover, and vegetation indexes directly support or restrict the quality and availability of mosquito habitats (Van Benthem *et al.*, 2005; Troyo *et al.*, 2009). Human behavior enhances or restrains mosquito populations in specific environments (Chang *et al.*, 1997; Vanwambeke *et al.*, 2007).

It is widely documented that changes in temperature and rainfall influence the incidence of dengue (Gluber, 1997; Morin *et al.*, 2013). Temperature between 20–30°C benefit populations of *Ae. aegypti* (Tun-Lin *et al.*, 2000). What is not so well documented is the influence of daily temperature fluctuations on vector behavior (Carrington *et al.*, 2013a). Under natural conditions variations between the minimum at night and the maximum during the day, daily temperature range (DTR) also modifies the behavior of mosquitoes (Meyer *et al.*, 1990; Lambrechts *et al.*, 2010; Carrington *et al.*, 2013b).

Rainfall is directly related to mosquito distribution and abundance due to increase in numbers of pools and puddles of water where females lay their eggs (Gómez y Rodríguez, 1994).

Correlations of dengue incidence with climate factors is not unifactorial or linear because human activities are involved; therefore, interaction among weather variables and dengue are usually correlated using multi-factorial models (Gluber, 1997; Morin *et al.*, 2013). Dengue information was given in Mexico, where 549 deaths from 1980 to 2009 caused by DENV were registered (Gaxiola *et al.*, 2012). Although death rates have decreased since then, the incidence has increased (SINAVE, 2014). While dengue fever arose as a tropical disease (Chang *et al.*, 1997; Ebi *et al.*, 2005; Hii *et al.*, 2009), it is no longer exclusive to the tropics, now expanded into arid and temperate regions. The State of Baja California Sur (BCS) is dominated by arid climate with summer temperatures reaching above 40°C (CNA, 2015), and the population has been impacted by dengue fever for at least three decades.

Incidence for the past 30 years has been published (Moreno-Legorreta *et al.*, 2015) total number of cases, general population, gender, age groups, serotypes, mortality, and incidence data were analyzed, with a 650% increase in reported cases in 2012–2014. With this increase, it is necessary to understand the ecology of the disease.

Our objective was to analyze trends in weather and incidence of dengue fever and to forecast trends to provide actions to reduce outbreaks in the state.

MATERIAL AND METHODS

Medical data on dengue fever incidence

This information was obtained from the online database of the annual morbidity reports of the National Epidemiological Surveillance System (Sistema Nacional de Vigilancia Epidemiológica), which is an information system of the General Director of Epidemiology (Dirección General de Epidemiología; DGEPI) of the Secretary of Health (Secretaría de Salud), covering 1990 through 2013 (SINAVE, 2014).

Climate data

Total monthly precipitation data, as well as maximum and minimum temperatures from 17 meteorological stations representatives from Baja California Sur state were obtained from the Mexican National Meteorological Service in La Paz, BCS (CNA, 2015).

Statistical analysis

Temperature and rainfall data averaged were obtained to get the monthly series from 1990 to 2013. In order to search if dengue affect more in a specific part of a year, the data were added by seasons: Winter records included November and December from previous year, and January and February. Dry season from March to May. Summer from June through October. Pearson's correlation analysis was performed, identifying series with significant trends ($P < 0.05$.) The monthly temperature spread in the series was analyzed in relation to reported cases.

RESULTS

Figure 1 shows the geographic area of study. Figure 2 shows annual dengue incidence for BCS; 1991, 1997, 2003, 2006, 2010, 2012, and 2013 had outbreaks.

Average rainfall data from 1990 through 2013 show that summers with the highest rainfall correlates with the highest temperatures, both from July through October, with rainfall peaks in August and September. Rainfall for each season is shown in Figure 3.

The secondary axis of the ordinate plots of rainfall for the dry season reveals its variability. Summer variations are not similar to winter variations because rainfall derives from different climatic processes. High summer rainfall occurred in 1997, 1998, 2003, 2007, and 2012; high winter rainfall occurred in 1995, 2006, 2010, and 2013. In 1992, the dry season had a very high value.

Figure 4 shows annual maximum, mean, and minimum temperatures for 1990 through 2013. No trend occurred in maximum temperatures, but starting in 2006, a significant increase in minimum temperatures is evident, which also is reflected in a change in annual mean temperature.

Table 1 summarizes results from correlations between climate data and dengue incidence. No significant correlations were found for rainfall data in different seasons and dengue incidence. However, significant correlations between disease incidence and minimum monthly temperature and monthly variations were found. In most months, the minimum temperature was correlated with the number of dengue cases. For monthly temperature spread, a negative correlation was observed, suggesting that a narrow spread influences the incidence of dengue.

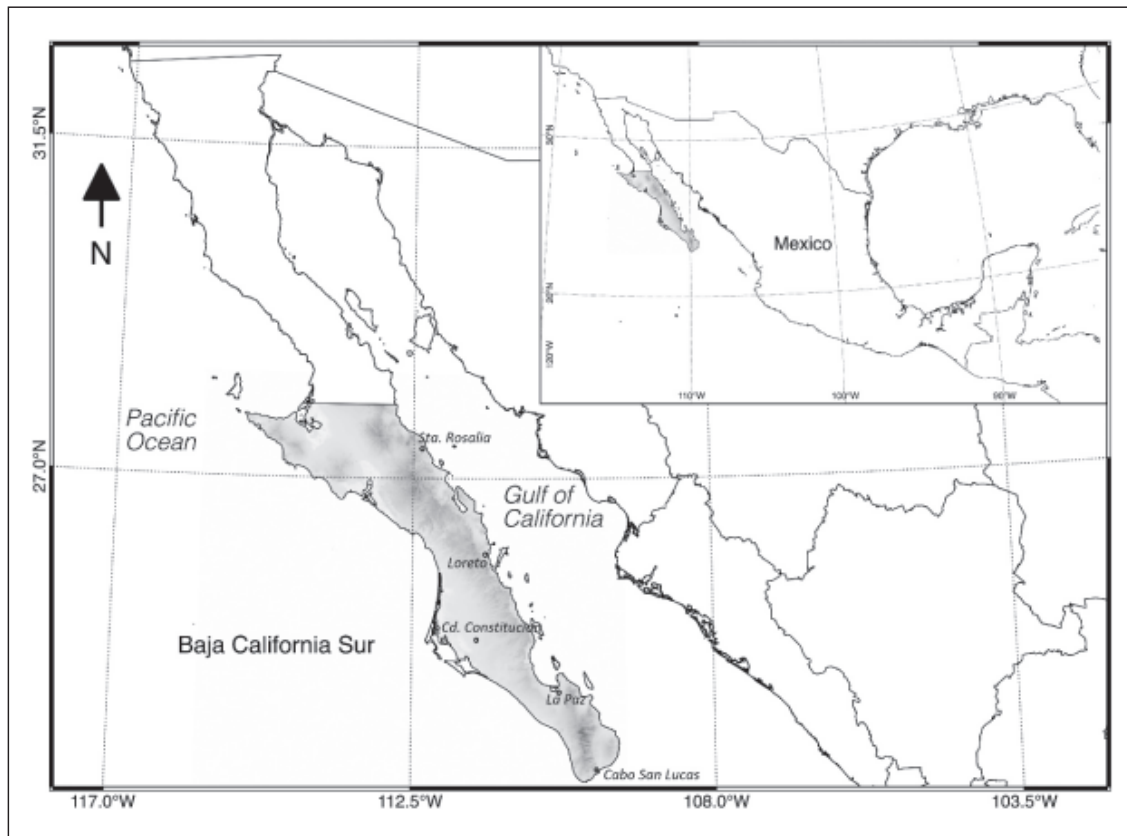


Figure 1. Geographic study area.

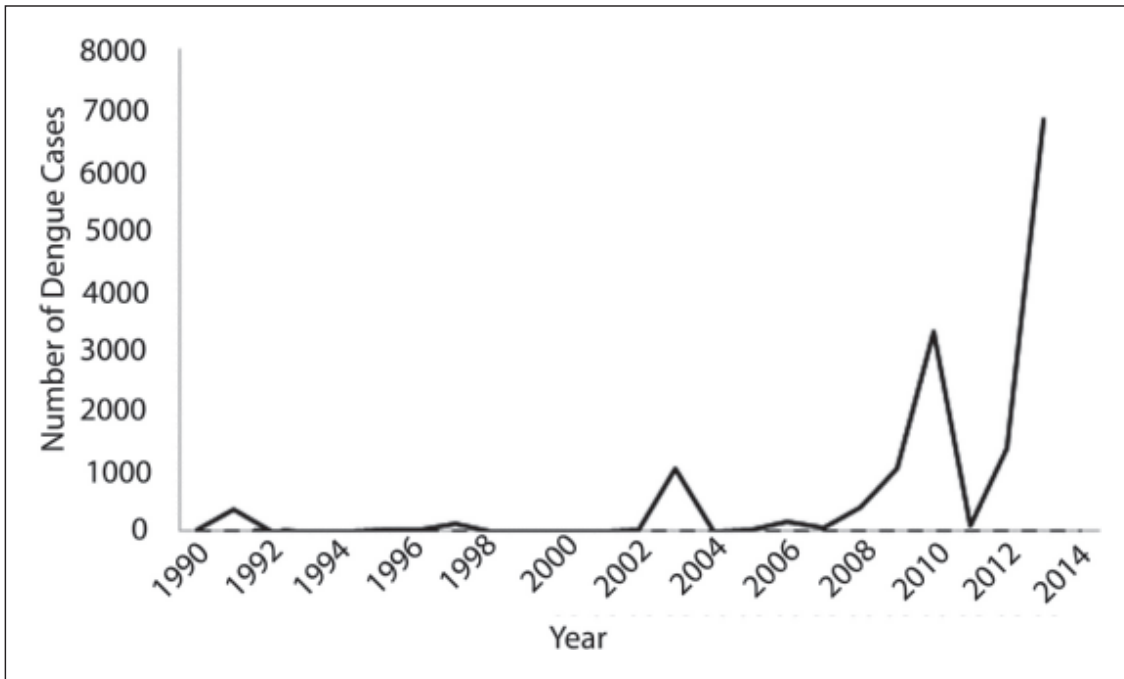


Figure 2. Incidence variability in dengue cases reported in BCS, Mexico, from 1990 to 2013.

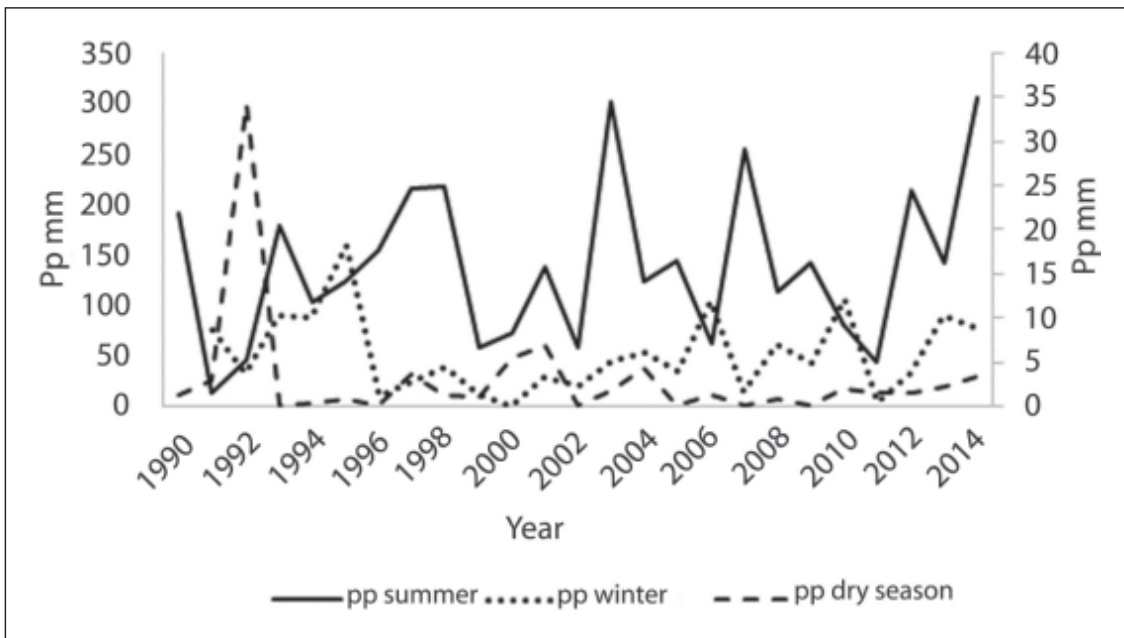


Figure 3. Seasonal rainfall (pp) reported for BCS, Mexico, from 1990 to 2013.

DISCUSSION

Incidence of dengue in BCS state is directly correlated with monthly minimum and mean temperature, and inversely correlated with temperature spread. Correlation with

minimum temperature is similar to other studies (Abdalmagid & Alhusein, 2008; Carrington *et al.*, 2013 a; Carrington *et al.*, 2013 b).

According to Chen and Hsieh (2012), the oviposition rate is given in the range of 15°C

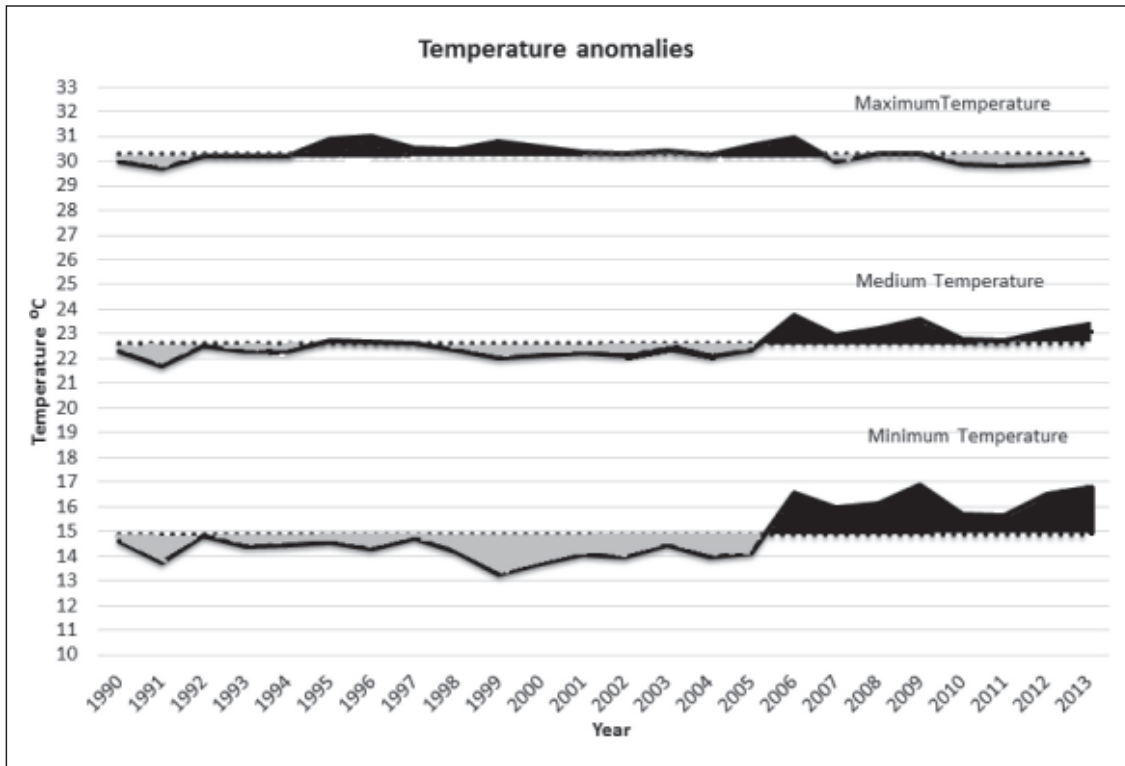


Figure 4. Annual temperature variations in BCS, Mexico, from 1990 to 2013. Years warmer than the period average are shaded in black, and years colder are shaded in grey.

Table 1. Correlations of climate factors with dengue incidence in BCS, Mexico, from 1990 to 2013. Numbers with * are significant ($p < 0.05$). MTS (Monthly Temperature Spread)

Months	Precipitation	Min T	Mean T	Max T	MTS
Jan	-0.099856	0.46422*	0.191311	-0.141488	-0.398050
Feb	0.029958	0.42412*	0.109321	-0.253160	-0.58721*
Mar	-0.087725	0.56791*	0.46650*	0.170132	-0.42552*
Apr	-0.147669	0.48301*	0.244778	-0.272225	-0.51079*
May	0.44710*	0.41199*	0.284326	-0.096840	-0.45842*
Jun	0.44938*	0.41584*	0.233192	-0.205737	-0.53645*
Jul	-0.066844	0.390721	0.166192	-0.311728	-0.53756*
Ags	0.071657	0.51795*	0.402197	-0.000669	-0.47914*
Sep	0.043024	0.41859*	0.226555	-0.241859	-0.51573*
Oct	0.41527*	0.351732	0.178351	-0.204165	-0.42957*
Nov	-0.074816	0.41211*	0.264880	-0.087521	-0.45977*
Dec	-0.077789	0.44351*	0.47214*	0.103428	-0.483363
Annual	0.097456	0.52416*	0.43336*	-0.320809	

to 30°C. In the state from 2006, the minimum temperatures ranged between 16° and 17°C. Some authors mentioned that higher densities occur at values above 17.5°C (Scott *et al.*, 1993; Barrera *et al.*, 2011). Azil *et al.* (2010)

suggest that the minimum temperature and average temperature is the most important factor vector abundance is associated in the short and long term.

According to the Intergovernmental Panel on Climate Change (IPCC, 2013) forecasts for climate change indicate that cold days and nights are becoming less common. This trend is expected to continue through this century, suggesting that dengue in the state will increase. Since no trend towards an increase in high temperatures was observed, average monthly means of temperature spread is reduced, which leads to an increase in dengue cases (Kah *et al.*, 2009).

No significant correlation was found for rainfall data, monthly or seasonally, with dengue cases (Chen & Hsieh, 2012) also found that rainfall is not as relevant for reproduction of *Ae. aegypti*. Contrary to this, Arcari *et al.* (2007) indicate that rainfall is an agent of major climate change affecting the pattern of temporal and geographical distribution of the incidence of dengue cases, while the temperature seems to play a critical role in the intensity of the outbreak.

As dengue cases in the state continue to increase, all health authorities search for measures to control the rise of this serious disease.

Our assessment clarifies our understanding of climate trends and its impact on the incidence of dengue. Factors affecting dengue in arid environments include inadequate urban sewage management, fumigation campaigns in specific local environments implemented to avoid insecticide resistant mosquitoes, and increasing public awareness, including maintaining clean and dry patios and removing domestic trash from property. Without active programs, this region will see a rise in the incidence of dengue.

According to the results, even in BCS, the most arid and isolated state of the Mexican republic (Fig. 1), cases of dengue is directly correlated to a rise in the minimum monthly temperature and inversely correlated with temperature spread; hence, as temperature rises, so will the incidence of dengue. It is predicted that temperature in this region will rise, and because the same vector also spreads chikungunya and Zika virus, preventive actions and more research are imperative.

Acknowledgements. The authors thank Ira Fogel at CIBNOR provided editing services. Departamento de Estadística, Dirección General de Planeación de la Secretaría de Salud, BCS. Departamento de Vigilancia Epidemiológica, Subdirección de Medicina Preventiva de la Dirección de los Servicios de Salud, BCS, and Programa de Vectores de la Secretaría de Salud, BCS provided data and information. Funding was provided by the Centro de Investigaciones Biológicas del Noroeste (CIBNOR project PPAC-2015) by CONACYT Ciencia Básica Grant 251919, and by CONACYT-Redes Temáticas Grant 269540. The authors acknowledge to Dr. B. Sinniah and the anonymous reviewers all the time and effort devoted to improve an earlier version of this manuscript.

REFERENCES

- Abdalmagid, M.S. & Alhusein, S.H. (2008). Entomological Investigation of *Aedes aegypti* in Kassala and Elgadarief States, Sudan. *Slovenian Journal of Public Health*, **3(2)**: 77-80.
- Arcari, P., Tapper, N. & Pfueller, S. (2007). Regional variability in relationships between climate and dengue. Singapore. *Journal of Tropical Geography*, **28(3)**: 251-272.
- Azil, A.H., Long, S.A., Ritchie, S.A. & Williams, C.R. (2010). The development of predictive tools for pre-emptive dengue vector control: a study of *Aedes aegypti* abundance and meteorological variables in North Queensland, Australia. *Tropical Medicine and International Health*, **15(10)**: 1190-1197.
- Barrera, R., Amador, M. & MacKay, A.J. (2011). Population dynamics of *Aedes aegypti* and dengue as influenced by weather and human behavior in San Juan, Puerto Rico. *PLOS Neglected Tropical Diseases*, **5(12)**: e1378. doi:10.1371/journal.pntd.0001378
- Bhatt, S., Gething, P.W., Brady, O.J., Messina, J.P., Farlow, A.W., Moyes, C.L., *et al.* (2013). The global distribution and burden of dengue. *Nature*, **496(7446)**: 504-507; doi: 10.1038/nature12060.

- Carrington, L.B., Armijos, M.V., Lambrechts, L. & Scott, T.W. (2013 a). Fluctuations at a Low Mean Temperature Accelerate Dengue Virus Transmission by *Aedes aegypti*. *PLOS Neglected Tropical Diseases*, **7(4)**: e2190. doi:10.1371/journal.pntd.0002190.
- Carrington, L.B., Armijos, M.C., Lambrechts, L., Barker, C.M. & Scott, T.W. (2013 b). Effects of Fluctuating Daily Temperatures at Critical Thermal Extremes on *Aedes aegypti* Life-History Traits. *PLOS ONE*, **8(3)**: e58824. doi:10.1371/journal.pone.0058824
- Chang, M.S., Hii, J., Buttner, P. & Mansoor, F. (1997). Changes in abundance and behavior of vector mosquitoes induced by land use during the development of an oil palm plantation in Sarawak. *Transactions of the Royal Society of Tropical Medicine and Hygiene*, **91**: 382-386.
- Chen, S.C. & Hsieh, M.H. (2012). Modeling the transmission dynamics of dengue fever: implications of temperature effects. *Science of the Total Environment*, **431**: 385-91.
- Chiparelli, H. & Schelotto, F. (2002). *Dengue una enfermedad emergente muy cerca de nuestro país*. *Revista de Infectología*. Departamento de Bacteriología y Virología, Facultad de Medicina, Montevideo, Uruguay. Pp 41.
- Christophers, S.R. (1960). *Aedes aegypti* (L): *The Yellow Fever Mosquito. Its Life History, Bionomics and Structure*. London: Cambridge University Press.
- Comisión Nacional del Agua (CNA). [Internet; updated 2015, cited 5 December 2015]. Available at: <http://smn.cna.gob.mx/>
- Ebi, K.L., Hartman, J., Chan, N., McConnell, J., Schlesinger, M. & Weyant, J. (2005). Climate suitability for stable malaria transmission in Zimbabwe under different climate change scenarios. *Climatic Change*, **73**: 375-393.
- Epstein, P.R. (2005). Climate change and human health. *New England Journal of Medicine*, **353**: 1433-1436.
- Fernández, S.I. (2009). *Biología y control de Aedes aegypti, Manual de operaciones*. Universidad Autónoma de Nuevo León. 1a. Edición. Monterrey, Nuevo León, México. Pp 88.
- Fuller, D.O., Troyo, A. & Beier, J.C. (2009). El Niño Southern Oscillation and vegetation dynamics as predictors of dengue fever cases in Costa Rica. *Environmental Research Letters*, **4**: 140111-140118.
- Gaxiola-Robles, R., Celis, A., Serrano-Pinto, V., Orozco-Valerio, M.J., Zenteno-Savín, T. (2012). Mortality trend by dengue in Mexico 1980 to 2009. *Revista de Investigación Clínica*, **64(5)**: 444-451.
- Gómez, D. & Rodríguez, M.H. (1994). *Paludismo y Dengue: de la erradicación a las zonas de riesgo*. Cuadernos de Salud. Secretaría de Salud, Ciudad de México; **10**: 55.
- Gubler, D.J. (1977). Dengue and dengue hemorrhagic fever: its history and resurgence as a global public health problem. In: Gubler, D.J. & Kuno, G. (Eds). *Dengue and dengue hemorrhagic fever*. New York: CAB International. Wallingford, UK. 1-22.
- Gubler, D.J., Reiter, P., Ebi, K.L., Yap, W., Nasci, R. & Patz, J.A. (2001). Climate variability and change in the United States: potential impacts on vector- and rodent-borne diseases. *Environmental Health Perspective*, **109**(suppl 2): 223-233.
- Guzmán, M.G., García, G. & Korí, G. (2006). El dengue y el dengue hemorrágico: prioridades de investigación. *Revista Panamericana de Salud Pública*, **3**: 204-215.
- Harwood, R. & James, M. (1993). *Entomología médica y veterinaria*. Primera Edición. Editorial Limusa, Mexico D.F. Pp12-201.
- Hayes, E.B. (2009). Zika virus outside Africa. *Emerging Infectious Diseases Journal* [serial on the Internet]. [11 February, 2016]. Available from: <http://wwwnc.cdc.gov/eid/article/15/9/09-0442>.

- Hii, Y.L., Rocklöv, J., Ng, N., Tang, C.S., Pang, F.Y. & Sauerborn, R. (2009). Climate variability and increase in intensity and magnitude of dengue incidence in Singapore. *Global Health*, **11**: 2.
- Intergovernmental Panel on Climate Change. Climate Change 2014 Synthesis Record. Summary for Policymakers. (2015). [home page on the Internet]. Available from: http://www.ipcc.ch/pdf/assessment-report/ar5/syr/AR5_SYR_FINAL_SPM.pdf.
- Kah, T., Hock, K. & Su, T. (2009). Modeling Dengue Fever Subject to Temperature Change. IEEE Sixth International Conference on Fuzzy Systems and Knowledge Discovery. **5**: 61-65. doi: 10.1109/FSKD.2009.761.
- Kettle, D.S. (1984). *Medical and Veterinary Entomology*. Helen Croom, London and Sydney. 658 p.
- Lambrechts, L., Scott, T.W. & Gubler, D.J. (2010). Consequences of the expanding global distribution of *Aedes albopictus* for dengue virus transmission. *PLOS Neglected Tropical Diseases*, **4**: e646; doi: 10.1371/journal.pntd.0000646.
- Meyer, R.P., Hardy, J.L. & Reisen, W.K. (1990). Diel changes in adult mosquito microhabitat temperatures and their relationship to the extrinsic incubation of arboviruses in mosquitoes in Kern County, California. *Journal of Medical Entomology*, **27**: 607-614.
- Moreno-Legorreta, M., Díaz-Castro, S., Ortega-Rubio, A., Tovar-Zamora, I. & Serrano-Pinto, V. (2015). Decades of experience in the diagnosis of dengue fever in the northwest of Mexico. *Revista de Investigación Clínica, Clínica & Translational Investigation*, **67(6)**: 372-378.
- Morin, C.W., Comrie, A.C. & Kacey, E. (2013). Climate and Dengue Transmission: Evidence and Implications. *Environmental Health Perspectives*, **121(11-12)**: 1264-1272.
- Patz, J.A., Martens, W.J.M., Focks, D.A. & Jetten, T.H. (1998). Dengue fever epidemic potential as projected by general circulation models of global climate change. *Environmental Health Perspectives*, **106**: 147-153.
- Rogers, D.J. & Randolph, S.E. (2000). The global spread of malaria in a future, warmer world. *Science*, **289**: 1763-1766.
- Rueda, L.M., Patel, K.J., Axtell, R.C. & Stinner, R.E. (1990). Temperature-dependent development and survival rates of *Culex quinquefasciatus* and *Aedes aegypti* (Diptera, Culicidae). *Journal of Medical Entomology*, **27**: 892-898.
- Scott, T., Clark, L., Lorenz, P., Amerasinghe, P. & Edman, P. (1993). Detection of multiple feeding in *Aedes aegypti* (Diptera: Culicidae) during a single gonotrophic cycle using a histology technique. *Journal of Medical Entomology*, **30**: 94-99.
- Sistema Nacional de Vigilancia Epidemiológica. Epidemiología. Sistema Único de Información. México. (2014). [home page on the Internet] Available from: http://www.epidemiologia.salud.gob.mx/dgae/infoepid/intd_informacion.html
- Small, J., Goetz, S.J. & Hay, S.I. (2003). Climatic suitability for malaria transmission in Africa, 1911–1995. *Proceedings of the National Academy of Sciences, USA*, **100**: 15341-15345.
- Thai, K.T. & Anders, K.L. (2011). The role of climate variability and change in the transmission dynamics and geographic distribution of dengue. *Experimental Biology and Medicine*, **236**: 944-954.
- Troyo, A., Fuller, D.O., Calderón-Arguedas, O., Solano, M.E. & Beier, J.C. (2009). Urban structure and dengue fever in Puntarenas, Costa Rica. *Singapore Journal of Tropical Geography*, **30**: 265-282.

- Tun-Lin, W., Burkot, T.R. & Kay, B.H. (2000). Effects of temperature and larval diet on development rates and survival of the dengue vector *Aedes aegypti* in north Queensland, Australia. *Medical and Veterinary Entomology*, **14**: 31-37.
- Van Benthem, B.H.B., Vanwambeke, S.O., Khantikul, N., Burghoorn-Maas, C., Panart, K., Oskam, L., *et al.* (2005). Spatial patterns of and risk factors for seropositivity for dengue infection. *The American Journal of Tropical Medicine and Hygiene*, **72**: 201-208.
- Vanwambeke, S.O., Lambin, E.F., Eichhorn, M.P., Flasse, S.P., Harbach, R.E., Oskam, L., *et al.* (2007). Impact of land use change on dengue and malaria in northern Thailand. *Ecohealth*, **4**(1): 37-51.
- Watts, D.M., Burke, D.S., Harrison, B.A., Whitmire, R.E. & Nisalak, A. (1987). Effect of temperature on the vector efficiency of *Aedes aegypti* for dengue 2 virus. *The American Journal of Tropical Medicine and Hygiene*, **36**: 143-152.
- Yanola, I., Somboon, P., Walton, C., Nachaiwieng, W., Somwang, P. & Prapanthadara, L. (2011). High-throughput assays for detection of the F1534C mutation in the voltage-gated sodium channel gene in permethrin-resistant *Aedes aegypti* and the distribution of this mutation throughout Thailand. *Tropical Medicine & International Health*, **16**(4): 501-509.